



Round up: Issue 02

Primary

Welcome to the 'Easter' edition of our school newsletter which, as you would expect, is jam packed with lots of eggciting activities and an unmissable opportunity for terrible puns and jokes!!

We hope you enjoy reading about all the fun things you have been up to and look forward being kept up to date with news by sending contributions to **events@wiltshire.gov.uk**

Next week our theme will be 'How are we keeping fit and healthy?' so please ask your parent/carer to share with us any pictures (attach the picture as a jpeg to your email) and a few words on what you've been up to during the current times and we'll do our best to put them in the next edition. You can email your contributions to **events@wiltshire.gov.uk** but please do so by 5pm each Tuesday. Any pictures sent over will only be used in the newsletter but photos are stored for two years and then deleted.

Aloeric Primary School, Melksham

The key worker children from Aloeric Primary School in Melksham made the most of the Easter sunshine by making baskets and going on an Easter egg hunt around the school. They had a really fun time searching the grounds and were amazed to find the hidden chocolate eggs. Mrs Clifton, the headteacher, said that the staff had an equally fun time too!



They've also made banners for the school in support of the NHS and to help put a smile on everyone's faces when they go on their allowed daily walks.



Also, the school guinea pigs are posting regular updates to the children at home via the Friends Facebook page to keep everyone in touch!

Easter jokes

Corsham (Neston School) - Individual Contribution



Pippa & Ella
Corsham (Neston School)

Each afternoon Pippa (seven yrs) and Ella (four) with their mummy Beth, have been doing an activity relating to each letter of the alphabet. So far we have...

Apple crumble (made)

BFG (read/ drawn picture)

Cats quiz (written)

Drawing tutorial (online)

Egg (designed a new flavour Creme Egg)

Fashion show (partook)

Gingerbread (made)

Horse World (drawn/ map for toy horses)

Indigenous art (copied)

Jelly (made)

It's kept us motivated/
engaged and busy!
Please join in!

Q. Why did the Easter Bunny wear a hat?

A. Because he was having a bad hare day.

Q. How does the Easter Bunny stay healthy?


A. Eggs-ercise, specifically hare-obics

Q: What do you get if you pour hot water down a rabbit hole?

A: Hot cross bunnies!

Facinating Facts!

- 1** The largest Easter egg ever made was over 7.5 metres high!
- 2** Did you know that decorated Ostrich eggs have been found in Africa on an archaeological dig? They are estimated to be over 60,000 years old!
- 3** Different countries celebrate Easter in different ways. In Sweden they do not have an Easter Bunny, they have an Easter Wizard!



Showing support!
Our recruitment and marketing manager children showing support

Pewsey Primary School

At Pewsey Primary School the children have been very busy. They have created stained glass window art which has been photographed and sent to This Morning to be displayed at The Nightingale Hospital, as well as having them printed on to gift cards to raise money for NHS COVID-19 response. They have also sewn their own rainbow key-rings, made scarecrows and planted vegetables in our outdoor learning area.




Above are some pictures and an explanation about what the children at Pewsey Primary School have been doing.

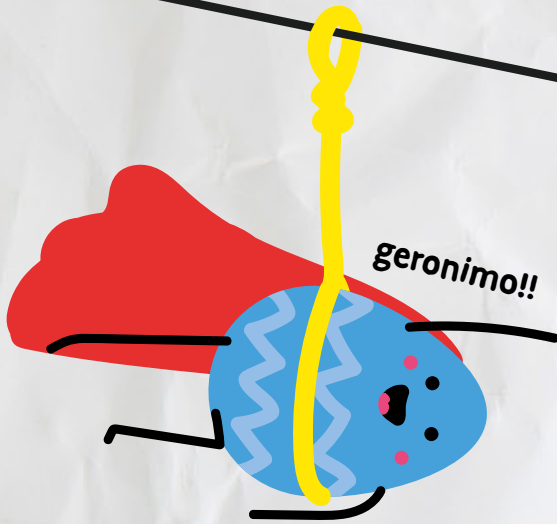
Puzzle!

The Easter Bunny can only carry **3** eggs at once. He has to choose 3 eggs from the following colours: **Red, Green or Blue.**

How many possible ways can the Easter Bunny carry the eggs? He can carry the same colour more than once.

Hint: Think about making sure you get all of the possibilities.





Eggy zip wire

Build a harness to safely transport a small egg down a zip wire.

Full instructions available [here](#)

Please feel free to send photos or descriptions of what you did to 'Eggy zip wire challenge' at: schooleffectiveness@wiltshire.gov.uk

From Westbury Leigh Primary School

At Westbury Leigh Primary School, children in Year 5 were tasked with making an 'Air Bee n Bee' house for our bee population.

Children used items from their sheds or households to create structures that were strong and cosy! Here are two examples.

Meanwhile, another pupil in Year 3 has been leaving little messages of hope on painted pebbles for people to spot. How thoughtful!



Keeping safe and who can help

Even though you may not be in school at the moment, everyone at your school wants you to know that we are still thinking about you.

If you have questions, or need help, then the information below may help you.

Childline, call for free on **0800 1111** or get in touch online at: www.childline.org.uk

Next week...

Next week, we're thinking about how we are keeping fit and healthy so please let us know how you are getting on by emailing events@wiltshire.gov.uk